



The
Princeton
Review®

STUDY SKILLS 101

FOUNDATIONAL TIPS FOR HIGH SCHOOLERS

PRESENTED BY: Amanda Jackson

**Student success
is at the heart
of everything we do.**

Better grades. Better test scores.

Better applications.

STUDY SKILLS 101

1

What are
Study Skills?

2

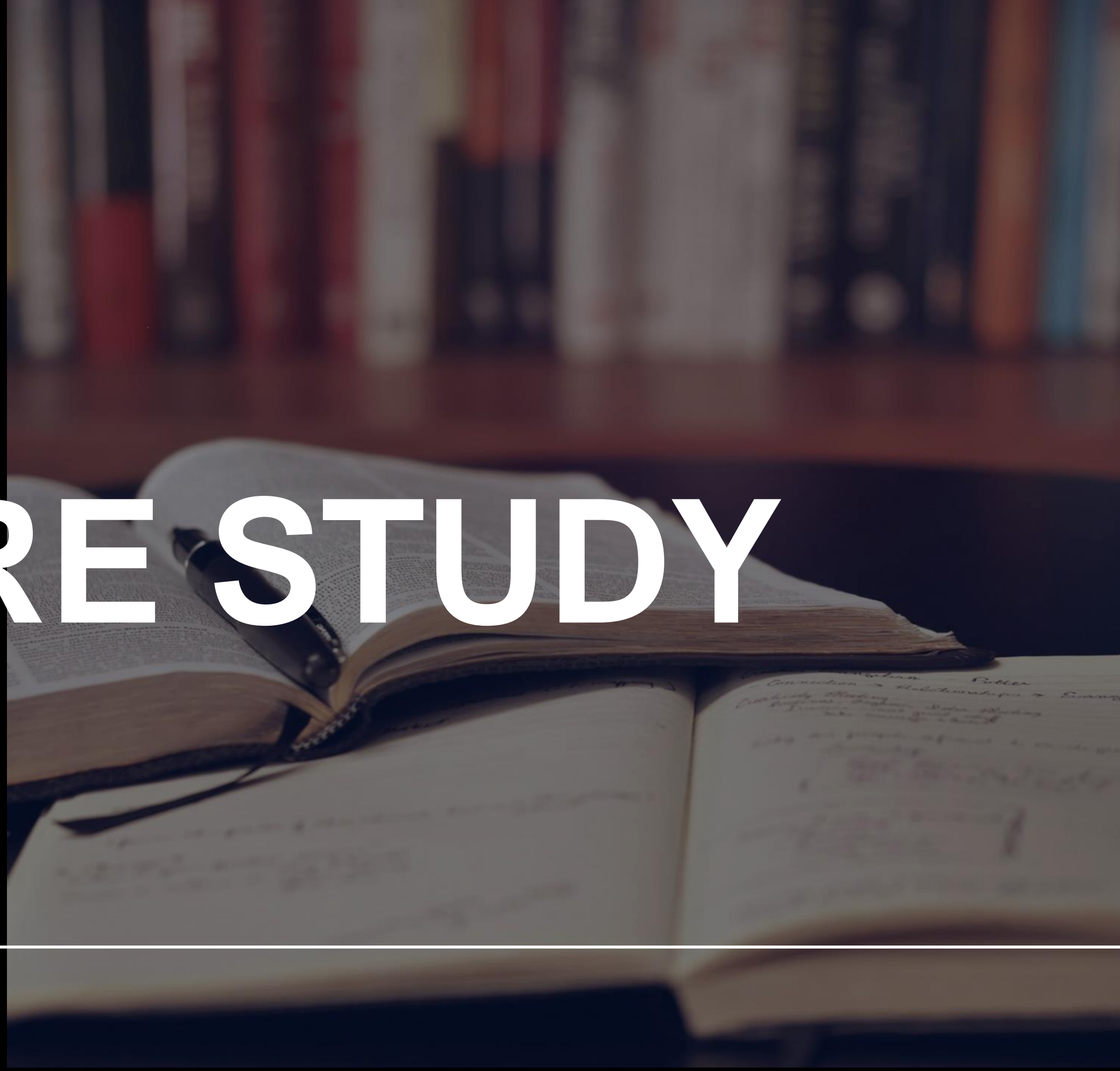
Implementing
Study Skills

3

Improving
Your Grades

The
Princeton
Review®

WHAT ARE STUDY SKILLS?



WHAT IS A GOOD STUDENT?

9 th Grade	Sem 1	Sem 2
English	A	A
Math	A	A
Social Studies	A	A
Science	A	A
Foreign Language	A	A
Elective	A	A
Elective	A	A

10 th Grade	Sem 1	Sem 2
English	A	A
Math	A	A
Social Studies	A	A
Science	A	A
Foreign Language	A	A
Elective	A	A
Elective	A	A

11 th Grade	Sem 1	Sem 2
English	A	A
Math	A	A
Social Studies	A	A
Science	A	A
Foreign Language	A	A
Elective	A	A
Elective	A	A

12 th Grade	Sem 1	Sem 2
English	A	A
Math	A	A
Social Studies	A	A
Science	A	A
Foreign Language	A	A
Elective	A	A
Elective	A	A

WHAT IS A GOOD STUDENT?

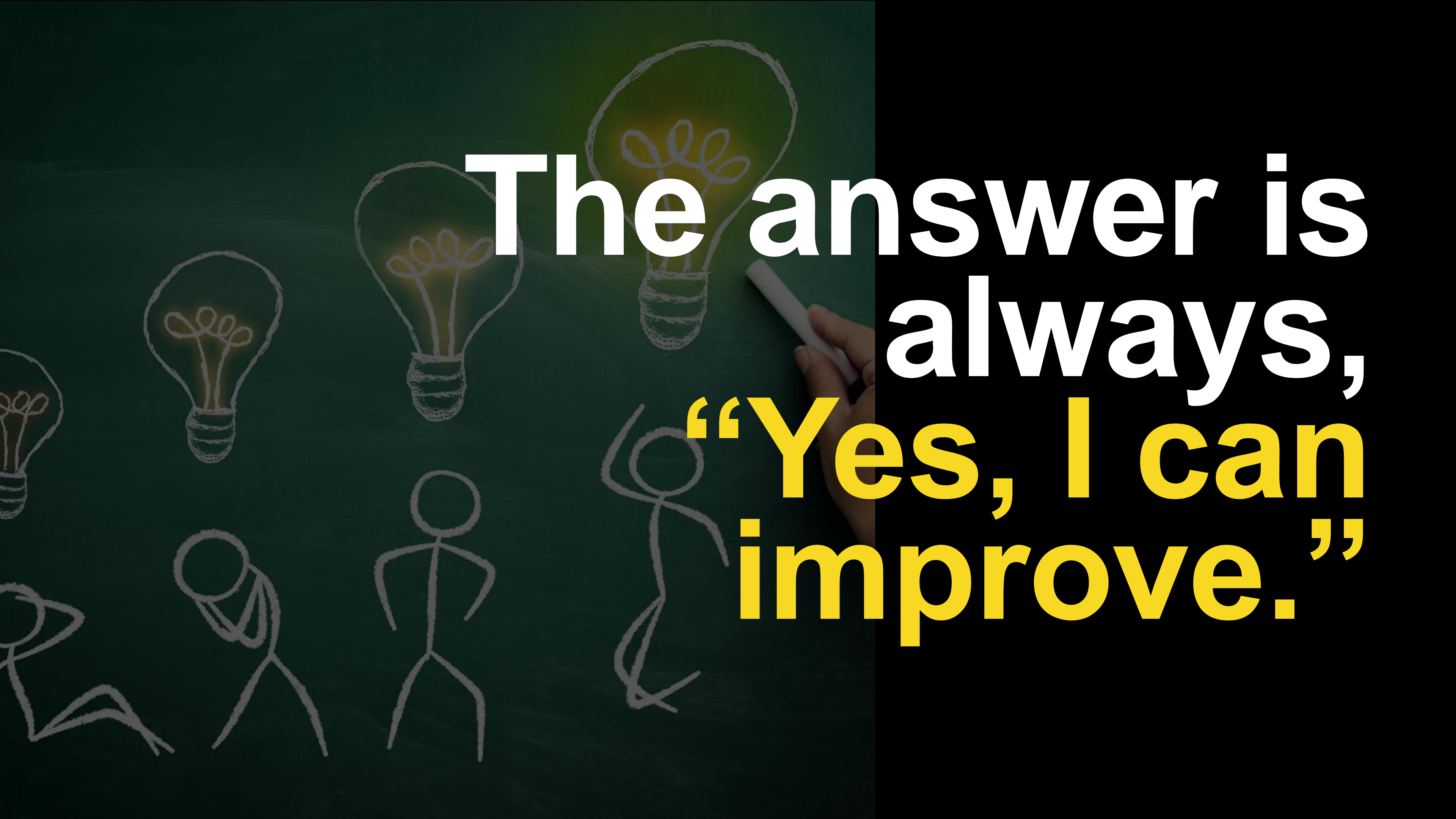
11 th Grade	Sem 1	Sem 2
English	A	A
Math	A	A
Social Studies	A	A
Science	A	A
Foreign Language	A	A
Elective	A	A
Elective	A	A

**A STRAIGHT-A
STUDENT
RECEIVES AN A
ON EVERY
ASSIGNMENT**

ASK YOURSELF

- ❖ Can I retain more from my classes?
- ❖ Can I remember more when I read?
- ❖ Can I reduce feeling stressed before tests?
- ❖ Can I write stronger essays?
- ❖ Can I be better prepared for tests?





The answer is
always,
**“Yes, I can
improve.”**

THINK ABOUT WHAT'S NEXT

COURSE	CURRENT UNIT	NEXT UNIT
LITERATURE	Harriet Beecher Stowe, <i>Uncle Tom's Cabin</i>	F. Scott Fitzgerald, <i>The Great Gatsby</i>
U.S. HISTORY	The American Revolution	The Constitution
SCIENCE	The Periodic Table	Atoms and Bonds
ALGEBRA	Linear Equations	Inequalities

**IT TAKES TIME TO
FORM A NEW HABIT**

***SO YOU SHOULD
START NOW***

TIME MANAGEMENT

- ❖ Start as early as you can
- ❖ Create deadlines for yourself
- ❖ Don't procrastinate



The
Princeton
Review®

IMPLEMENTING STUDY SKILLS



HOW TO READ FOR CLASS

- ❖ **PREVIEW**
- ❖ **INTRO & SUMMARY**
- ❖ **READ (CHUNK)**
- ❖ **TAKE NOTES & HIGHLIGHT**

NOTE-TAKING: OUTLINE

I. CHAPTER HEADING

I. Sub-heading

I. Example

II. Example

III. Example

I. One- or two-sentence summary of the information in this section for later review

I. Possible Test Question

II. Possible Test Question

II. Sub-heading

I. Example

II. Example

III. Example

I. One- or two-sentence summary of the information in this section for later review

I. Possible Test Question

II. Possible Test Question

NOTE-TAKING: COLOR-CODED

I. CHAPTER HEADING

I. Sub-heading

I. Example

II. Example

III. Example

I. One- or two-sentence summary of the information in this section for later review

I. Possible Test Question

II. Possible Test Question

II. Sub-heading

I. Example

II. Example

III. Example

I. One- or two-sentence summary of the information in this section for later review

I. Possible Test Question

II. Possible Test Question

NOTE-TAKING: TWO-COLUMN

MAJOR TOPICS	This space is for your more detailed notes
MAIN IDEAS	Longer summaries and explanations should be on the right-hand side
KEY POINTS	Expanded lists of ideas should not be put on the left-hand side
BASIC TERMS	Definitions belong in this space, not with the terms they define
BIG QUESTIONS	Answers to questions, especially the lengthy ones and ones that require more space, should be over here

EVALUATE YOUR NOTES

- ❖ **Handwritten or Typed?**
- ❖ **Words or Drawings?**
- ❖ **Abbreviations or Phrases?**
- ❖ **Outlines or Columns?**
- ❖ **Retain or Forget?**

A spiral-bound notebook with a grey cover and black metal spiral binding is open on a dark wooden desk. The left page is blank, and the right page is a solid grey color. Several colorful sticky notes (orange, purple, green, blue) are attached to the left edge of the notebook. A white sticky note is also visible on the left page. The text "Do I remember what I learned?" is written in white on the grey background of the right page. Below this text, a horizontal yellow line is drawn. Underneath the line, the text "Can you explain it to someone else?" is written in yellow.

“Do I remember what I learned?”

***Can you explain it to
someone else?***

The
Princeton
Review®

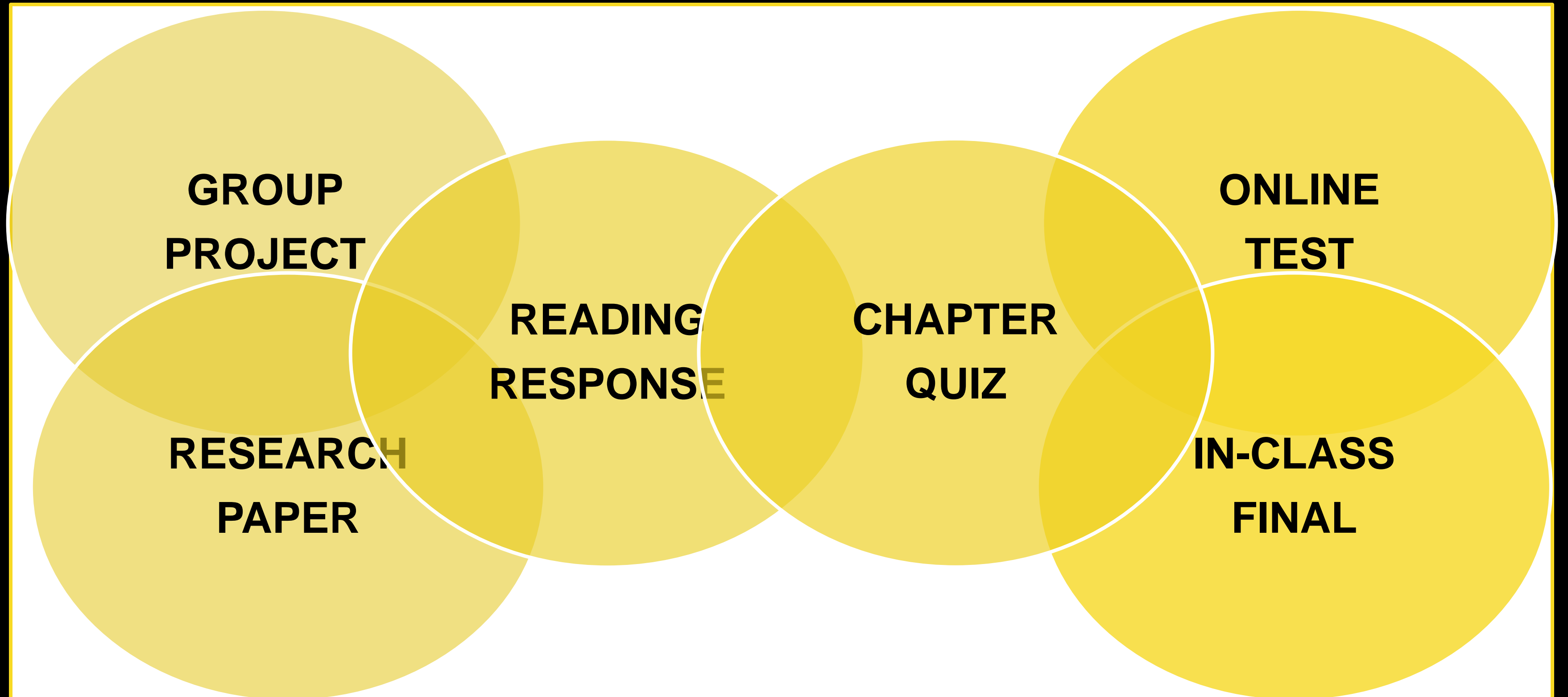
**IMPROVING YOUR
GRADES**



**Every single school
assignment is unique**

***but you can tackle anything
by breaking it into tasks.***

UNDERSTANDING YOUR TASK



WHAT ARE YOUR SMALLER TASKS?

- ❖ Break up your goal into tasks
- ❖ Plan each individual task
- ❖ Execute each small task

BETTER GRADES

**IMPROVED
HOMEWORK**

**STRONGER
ESSAYS**

**HIGHER TEST
SCORES**

**PLANNING
YOUR
WORK**

**BUILDING
STUDY
HABITS**

**USING
TIME
WISELY**

**LOOKING
TO
WHAT'S
NEXT**

**STUDYING
THE BEST
WAY**

**KNOWING
YOUR
TASK**

You can
develop study skills
that will
improve
your grades.

HOW WE CAN HELP YOU

Better Grades:

- 1:1 Tutoring
- 24/7 Instant Homework Help
- Essay Feedback Tool

Better Scores:

- 1:1 Tutoring
- In-Person and LiveOnline Courses
- Self-Paced Online Prep
- Test Prep Books
- Practice Tests

Better Applications:

- College Admissions Counseling
- College Search Tools
- College Guidebooks
- Essay Feedback Tool

Call **888-943-6546** to speak with an expert advisor.



Questions?

Amanda.jackson@review.com

PrincetonReview.com